

Foundation Programme
in Literacy, Numeracy and Skills
(FPLNS)

MODERN CHINESE

GRADE 9

Educator's Guidelines

Theme:
MUSIC AND ENTERTAINMENT

Ministry of Education and Human Resource
in collaboration with
Mahatma Gandhi Institute

2025





Table of content


» Guide to Educators	ii
» Resources	iii
» Activity 1: Identify the words.....	1
» Activity 2: Read and practise.	2
» Activity 3: Underline and rewrite the words.....	3
» Activity 4: Read and identify the word.	4
» Activity 5: Fill in the blanks.	5
» Activity 6: Crossword.....	6
» Activity 7: Matching.....	7
» Activity 8: Rearrange the words.....	8
» Activity 9: Read and identify.....	9
» Activity 10: Read the passage and encircle the correct answer.....	10
» Activity 11: Answer the questions and label the objects.	12
» Activity 12: Demonstrate your creativity.....	13

Guide to Educators

Theme: Music and Entertainment

Radio, Television, Cinema hall, Mobile Phone, Drama, Computer, Entertainment, Stage, Guzheng, Pipa

收音机、电视、电影院、手机、话剧、电脑、娱乐、舞台、古筝、琵琶



1

Learning outcomes

- Share personal preferences regarding musical instruments using phrases like “I like...” or “I play...”.
- Engage in simple conversations about their favourite musical instruments.
- Understand key vocabulary words related to music and entertainment (e.g musical instruments, Music Day).
- Practise pronunciation of musical instruments and associated vocabulary words.
- Listen with understanding to poem, dialogue and short passage.

2

Activities

- Spell and practise
- Fill in the blanks
- Underline the words
- Copy words
- Sentence reading
- Identify words
- Rearrange the words

3

Other proposed activity

- The students play a musical item based on their preference.

4

Resources

- Use pictures and real-life examples to aid recognition.
- Repetitive practice through songs and poems.
- Videos or audios related to musical instruments and famous artists.

5

Assessment

- **Visual Assessments**
Sentence reading exercises where students can show what they have learnt through pictures.

Resources

小乐器 - Xiǎo Yuèqì

Little Instruments

小乐器，真有趣

Xiǎo yuèqì, zhēn yǒuqù

Little instruments, they are really interesting

小鼓小鼓，咚咚咚

Xiǎo gǔ xiǎo gǔ, dōng dōng dōng

Little drum, little drum, dong dong dong

小锣小锣，锵锵锵

Xiǎo luó xiǎo luó, qiāng qiāng qiāng

Little gong, little gong, qiang qiang qiang

小钢琴，叮叮叮

Xiǎo gāngqín, dīng dīng dīng

Little piano, ding ding ding

小喇叭，嘀嘀嘀

Xiǎo lǎbā, dí dí dí

Little trumpet, di di di

小乐器，真有趣

Xiǎo yuèqì, zhēn yǒuqù

Little instruments, they are really interesting



Important links

Instrument in Mandarin

<https://www.youtube.com/watch?v=PL32dkoYIY4>

学汉字学中文系列 - (21) 乐器 | Learn Chinese. Musical instrument


<https://www.youtube.com/watch?v=Pd8L6tuuRj4>

小猪佩奇 | 第一季 第16集 「乐器」

<https://www.youtube.com/watch?v=lucFRp1bt0M>

Focus:

- Listening and speaking
- Reading and writing



TIPS TO EDUCATORS

Specific Learning Outcomes

Encourage the students to:

- Match pictures with the corresponding words.
- Engage in peer and collaborative learning activities (e.g. pair work, group discussion).
- Perform an item related to music and entertainment.
- Answer simple questions.

Activity 1: Identify the words.

Listening and speaking activities:

- The educator reads the words with the help of pictures.
- The students repeat the words with correct pronunciation.
- The educator explains the words with examples.



shōuyīnjī
收音机



diànnǎo
电脑




diànshì
电视



yúlè
娱乐




diànyǐngyuàn
电影



wǔtái
舞台




shǒujī
手机



gǔzhēng
古筝



huàjù
话剧



pípá
琵琶

Activity 2: Read and practise.

Listening and reading activities:

- The students listen and identify the Chinese Pinyin.
- The students read the words repeatedly.



收音机
shōuyīnjī
shōu+yīn+jī



电脑
diànnǎo
diàn+nǎo




电视
diànshì
diàn+shì



娱乐
yúlè
yú+lè




电影院
diànyǐng yuàn
diàn+yǐng+yuàn



舞台
wǔtái
wǔ+tái




手机
shǒujī
shǒu+jī



古筝
gǔzhēng
gǔ+zhēng



话剧
huà jù
huà+ jù



琵琶
pí pá
pí+pá

Activity 3: Underline and rewrite the words.

Reading and writing activities:

- The educator reads aloud the sentences.
- The students identify, underline and rewrite the words related to music and entertainment.

(一) 古筝是一种乐器。

(二) 我有一个笛子。

(三) 哥哥拉二胡。

(四) 你有吉他吗?

(五) 奶奶有一个小收音机。

(六) 这是电影院。

(七) 小文看电视。

(八) 这个舞台很大。

(九) 你的手机很新。

Activity 4: Read and identify the word.

Reading activity:

- The educator reads and explains the sentences.
- The students identify the words corresponding to the picture.



古筝

我有古筝。

我喜欢弹古筝。

我用双手弹古筝。

古筝很受欢迎。

Activity 5: Fill in the blanks.

(电脑、手机、电视、电影、收音机)



(一) 我在.....上看电影。



(二) 我在.....上玩游戏。



(三) 我听.....。



(四) 我们家里有一台.....。



(五) 我看.....。

Reading and writing activities:

- The educator reads and explains the exercise.
- The students choose and write the words corresponding to the pictures.

Activity 6: Crossword.

Identify and colour 10 words related to music and entertainment using different colours. Then, copy the words in the space given below.

Writing activity:
• The educator reads and explains the given instructions to the students.

手机、收音机、电脑、古筝、电影院、话剧、娱乐、舞台、琵琶、电视

上	写	字	打	火	车	飞	机
中	课	电	话	苹	果	毛	香
收	文	姓	视	舞	台	里	蕉
音	热	名	山	服	猫	求	古
机	生	琵	琶	手	水	斯	箏
话	星	火	机	娱	冷	书	包
文	剧	高	快	乐	电	影	院
话	日	兴	马	爸	吗	老	鼠
汽	期	汉	电	脑	校	车	狗
车	辆	语	妈	衣	学	生	妹

.....

.....

.....

.....

.....

.....

.....

.....


.....

.....

Activity 7: Matching.

Listening and speaking activities:

- The educator reads the given verbs.
- The students listen and pronounce the verbs under the guidance of the educator.
- The students read and match the pictures to the corresponding verbs.



唱

看

拉

跳

听

弹

Activity 8: Rearrange the words.

Writing activity:

- The educator helps the students to rearrange the words to form a sentence.

(一) 有趣、很、音乐

.....

(二) 歌手、歌、唱

.....

(三) 喜欢、音乐、他

.....

(四) 听、我们、音乐

.....

(五) 玩、乐器、人们

.....

Activity 9: Read and identify.

Identify 5 action verbs and 5 words related to music and entertainment.

Reading and writing activities:

- The educator reads and explains the dialogue to the students.
- The students read and identify the action verbs and the words related to music and entertainment.



张文：早，王华。

王华：早，张文。你看起来很高兴！

张文：我要去电影院。

王华：看电影！

张文：是的。

王华：我都是在电视上看电影。

张文：我也是。我还在手机上玩游戏。

王华：我喜欢听收音机。你会唱歌吗？

张文：不会，我会跳舞。我明天在学校要跳舞。

王华：为了音乐日！我要唱歌。

张文：我的朋友要弹吉他。

王华：肯定会很有趣的。

Action Verbs	Words

Activity 10: Read the passage and encircle the correct answer.

Reading activity:

- The students read the passage, then complete the given multiple choice questions.



今天是音乐日。我们在学校庆祝音乐日。舞台看起来非常漂亮。很多学生都参加了。张文在吹笛子。李娜在唱歌。九年级学生在拉小提琴、在弹吉他和在打鼓。八年级的学生在跳舞。大家都在拍手。他们都非常高兴。

(一) 我们在学校庆祝哪一天?

- | | |
|--------|--------|
| A. 运动会 | C. 音乐日 |
| B. 美食节 | D. 生日 |

(二) 舞台看起来怎么样?

- | | |
|--------|-------|
| A. 很美丽 | C. 很脏 |
| B. 不美丽 | D. 很大 |

(三) 张文玩的是什么乐器?

- | | |
|--------|-------|
| A. 小提琴 | C. 吉他 |
| B. 笛子 | D. 二胡 |

(四) 谁在唱歌?

- | | |
|-------|----------|
| A. 张文 | C. 九年级学生 |
| B. 李娜 | D. 八年级学生 |

(五) 大家都觉得怎么样?

- | | |
|-------|-------|
| A. 生气 | C. 悲伤 |
| B. 害怕 | D. 快乐 |

Activity 11: Answer the questions and label the objects.

Observe the image and answer the questions, then label the objects in the image.



(一) 图片中有多少人？

.....

(二) 爸爸在做什么？

.....

(三) 妈妈在做什么？

.....

(四) 男孩在吹什么乐器？

.....

(五) 女孩在弹什么乐器？

.....

(六) 桌子上有什么？

.....

Speaking and writing activities:

The educator helps the students to:

- Revise the vocabulary words.
- Answer to prompts related to the image.
- Identify and label the objects.

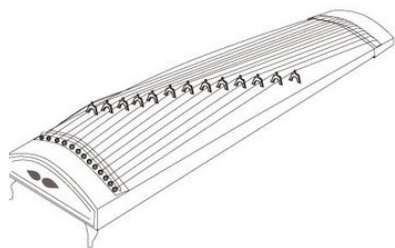
Activity 12: Demonstrate your creativity.

Speaking and writing activities:

- The educator explains the activities to the students.
- The students prepare and present the item.
- The educator guides them in the writing of sentences.

- Present a short poem/ a song/ a dance.
- Identify the following pictures, colour and write two simple sentences on each.

(一) 这是一架(jià).....。



1.

2.

(二) 这是一台(tái).....。



1.

2.

(三) 这是一部(bù).....。



1.

2.

Foundation Programme in Literacy, Numeracy and Skills (FPLNS)

**Ministry of Education and Human Resource
in collaboration with
Mahatma Gandhi Institute**

2025

